



SUPERFREEZE



HAND EXPANSION VALVE
HAND EXPANSION VALVE



HAND EXPANSION VALVE

TYPE	SEV
PORT	1/4" thru 2" (6mm thru 50mm)

REFRIGERANTS

R-717 (Ammonia), Halocarbons

INTRODUCTION

These precision calibrated adjustable seat nut flow regulating valves (expansion valves) are ideal for metering or flashing expansion of liquid refrigerant. These slotted seat nut are more tolerant to dirt particle than tapered plug expansion. Hand wheeld are of red color to distinguish them form shut of valves.

APPLICATIONS

Liquid feed or circulating liquid over feed evaporators

High pressure or intermediate pressure liquid feed to accumulators, intercoolers or recirculators.

Defrost condensate relief.

MATERIAL SPECIFICATION

- Body : Nodular iron ASTM A-536
- Bonnet : Steel ASTM A-105
- Stem : AISI 304 / ASTM A-106 Zn Plated
- Packing Nut : Steel
- Stem packing : Non asbestos

INSTALLATION

Screwed End : The most important factor is selection and preparation of mating piping. The pipe should be properly cut to correct length and cleanly and properly threaded with tapered male pipe tread. The male thread sealant should be applied evenly between the thread to avoid any chance of leakage. Valves should be located with stem horizontal or upright.



SUPERFREEZE

HAND EXPANSION VALVE

ORDERING INFORMATION

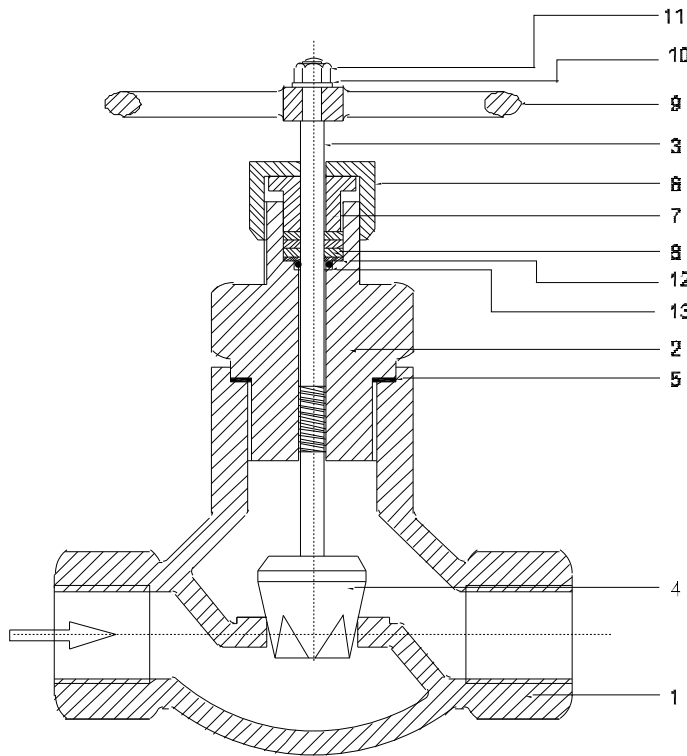
SIZE	DESCRIPTION	CONNECTION	CAT NO
1/4"	Globe type	Screwed	SEVG 06
3/8"	Globe type	Screwed	SEVG 10
1/2"	Globe type	Flanged Screwed	FEVG 15 SEVG 15
3/4"	Globe type	Flanged Screwed	FEVG 20 SEVG 20
1"	Globe type	Flanged Screwed	FEVG 25 SEVG 25
1-1/4"	Globe type	Flanged	FEVG 32
1-1/2"	Globe type	Flanged	FEVG 40
2"	Globe type	Flanged	FEVG 50



SUPERFREEZE

HAND EXPANSION VALVE

PART LIST NO ← (FOR SCREWED ENDS 1/4" thru 1")

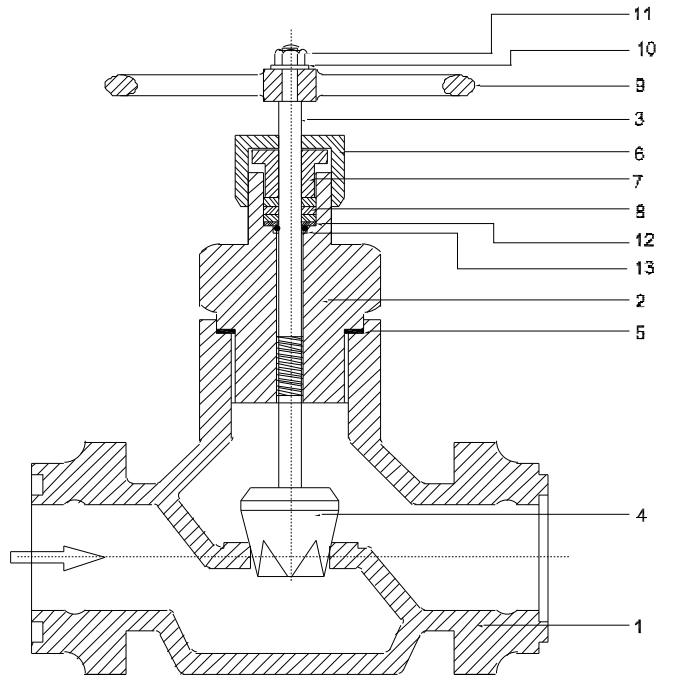


- 1 BODY
- 2 BONNET
- 3 VALVE STEM
- 4 VALVE DISC
- 5 GASKET ALU.
- 6 GLAND NUT
- 7 GLAND BUSH
- 8 GLAND PACKING
- 9 HAND WHEEL
- 10 WASHER
- 11 NUT
- 12 WASHER
- 13 O RING

S. NO.	ITEM	QTY.	PART NO.
1	BODY	1	60030101
2	BONNET	1	60030200
3	VALVE STEM	1	60030300
4	VALVE DISC	1	60030400
5	GASKET ALUMINIUM	1	60031101
6	GLAND NUT	1	60032301
7	GLAND BUSH	1	60031200
8	GLAND PACKING	4	60031300
9	HAND WHEEL	1	60031400
10	WASHER	1	60031500
11	NUT	1	60032300
12	WASHER	1	60031501
13	'O' RING	1	60030800

The above part list pertains to size 1"
Refer to Annexure A for details of Part No.

PART LIST NO ← (FOR FLANGED ENDS ½" thru 1")



- 1 BODY
- 2 BONNET
- 3 VALVE STEM
- 4 VALVE DISC
- 5 GASKET ALU.
- 6 GLAND NUT
- 7 GLAND BUSH
- 8 GLAND PACKING
- 9 HAND WHEEL
- 10 WASHER
- 11 NUT
- 12 WASHER
- 13 O RING

S. NO.	ITEM	QTY.	PART NO.
1	BODY	1	60030102
2	BONNET	1	60030200
3	VALVE STEM	1	60030300
4	VALVE DISC	1	60030400
5	GASKET ALUMINIUM	1	60031101
6	GLAND NUT	1	60032301
7	GLAND BUSH	1	60031200
8	GLAND PACKING	4	60031300
9	HAND WHEEL	1	60031400
10	WASHER	1	60031500
11	NUT	1	60032300
12	WASHER	1	60031501
13	'O' RING	1	60030800

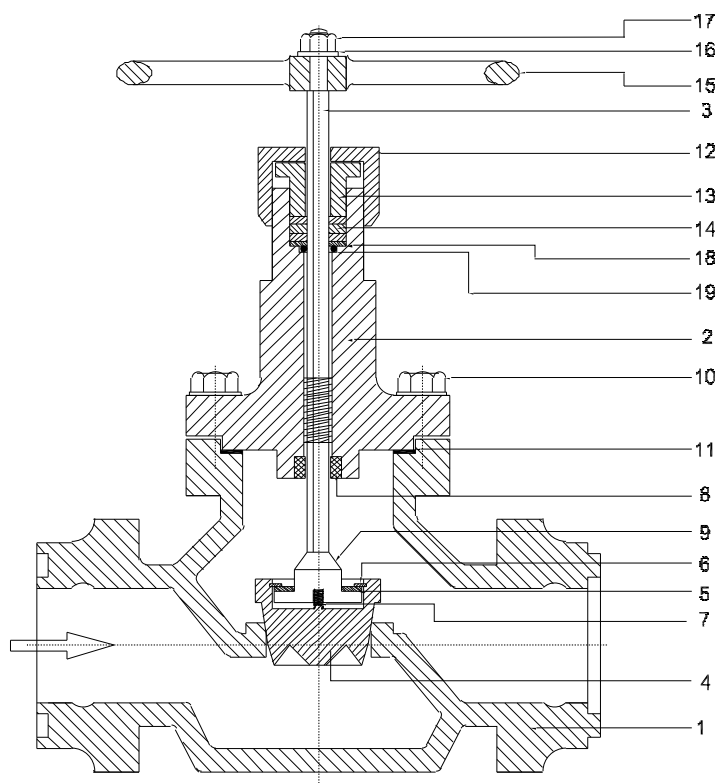
The above part list pertains to size 1"
Refer to Annexure A for details of Part No.



SUPERFREEZE

HAND EXPANSION VALVE

PART LIST NO ← (FOR FLANGED ENDS 1 1/4" thru 2")



- 1 BODY
- 2 BONNET
- 3 VALVE STEM
- 4 VALVE DISC
- 5 WASHER
- 6 CIRCLIP
- 7 SPRING
- 8 BACK SEAT BUSH
- 9 BOLT
- 10 GASKET
- 11 GLAND NUT
- 12 GLAND BUSH
- 13 GLAND PACKING
- 14 HAND WHEEL
- 15 WASHER
- 16 NUT
- 17 WASHSER
- 18 O RING

S. NO.	ITEM	QTY.	PART NO.
1	BODY	1	60050100
2	BONNET	1	60050200
3	VALVE STEM	1	60050300
4	VALVE DISC	1	60050400
5	WASHER	1	60051500
6	CIRCLIP	1	60050900
7	SPRING	1	60051900
8	BACK SEAT BUSH	1	60051201
9	BOLT	4	60051000
10	GASKET	1	60051100
11	GLAND NUT	1	60052301
12	GLAND BUSH	1	60051200
13	GLAND PACKING	4	60051300
14	HAND WHEEL	1	60051400
15	WASHER	1	60051501
16	NUT	1	60052300
17	WASHER	1	60051502
18	'O' RING	1	60050800

SUPERFREEZE INDIA LIMITED

122, Qutab Plaza DLF Phase-1

Gurgaon-122002 (Haryana), India.

Tel: +91-124-4301636, +919810048749

Fax: +91-1276-241549

Email: sales@superfreeze.com

Website: www.superfreeze.com