



SUPERFREEZE



STRAINER VALVES TYPE-STA
STRAINER VALVES TYPE-STA



SUPERFREEZE

STRAINER VALVES TYPE-STA

TYPE : STA

REFRIGERANTS

R -717(Ammonia), R-12, R-22, R134a and other common refrigerant.

INTRODUCTION

Superfreeze Strainers are designed for either liquid or suction line application. They provide free flow with negligible pressure drop and can be used for a variety of liquids.

All Superfreeze Strainers contains the maximum effective screen area. Screen assemblies are seam welded, and the ends reinforced or capped with seal rings. This construction reduces the possibility of bursting the screen assembly. The end of the screen assembly seats against the flange plate to form a tight seal, thereby preventing dirt from bypassing the strainer screen.

All cleanable strainers have an access for easy removal of the screen assembly. This facilitates cleaning and inspection without breaking the line connection.

Strainers are usually close-coupled to solenoid valves, pressure regulators and other flanged valves.

SPECIFICATION

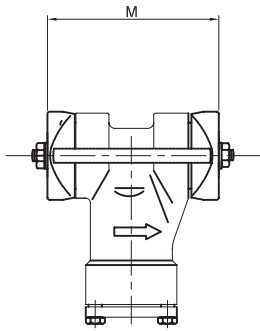
Body	: Nodular Iron
Bottom Cover	: Nodular Iron
Screen	: Stainless Steel, 70 Mesh /40 Mesh
Media Temperature	: -58 F to 284 F (-50 C to 140 C)
Maximum Working Pressure	: 365 psig (25 bar)



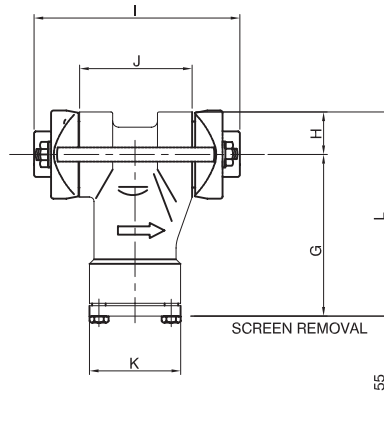
SUPERFREEZE

STRAINER VALVES TYPE-STA

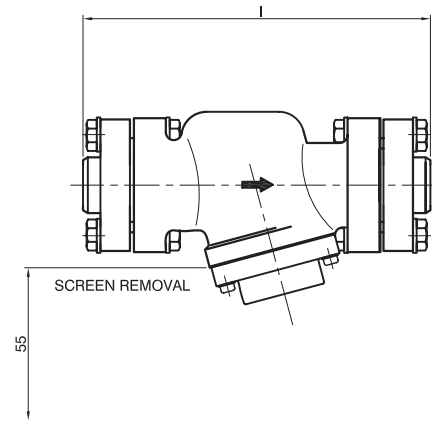
DIMENSIONS



STRAINER (SOCKET WELD)



STRAINER (BUTT WELD)
(STA 5 AND STA 17)



STRAINER (BUTT WELD)
(STA25, STA 32)

Dimension Details (Butt and Socket weld) (Ref Fig. 5 & 6)

Type	Nominal Port Size	Bolt Size	G	H	I	J	K	L	M	Will Directly connect with Valve	
STA 5	1/2"	15	M12	94	22	131	60	52	116	115	Solenoid Valve SFA5
STA 17	3/4"	20	M12	108	28	158	78	60	136	135	Solenoid Valve SFA17
STA 25	1"	25	M16	91	44	214	154	80	135	210	*
STA 32	1 1/4"	32	M16	91	44	214	154	80	135	215	*

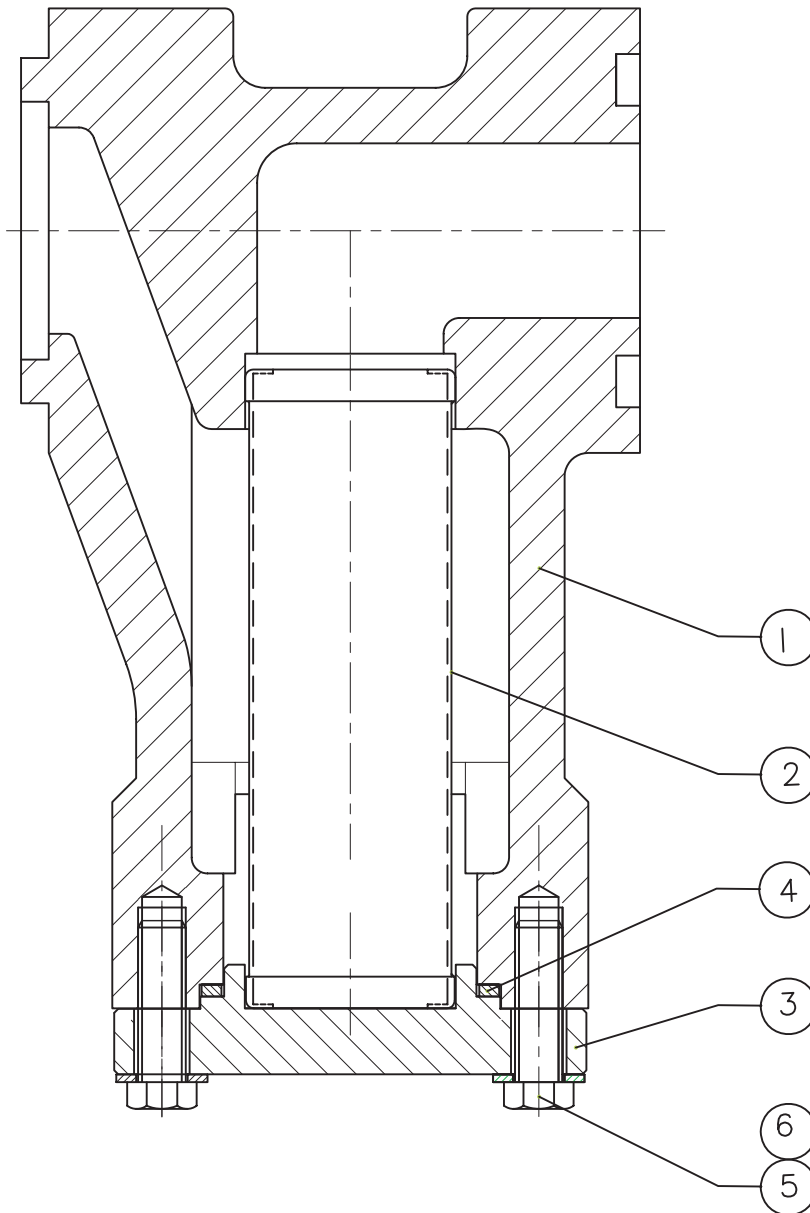
* Suitable to install on line with Solenoid Valves SFA25 and SFA32.



SUPERFREEZE

STRAINER VALVES TYPE-STA

PART LIST

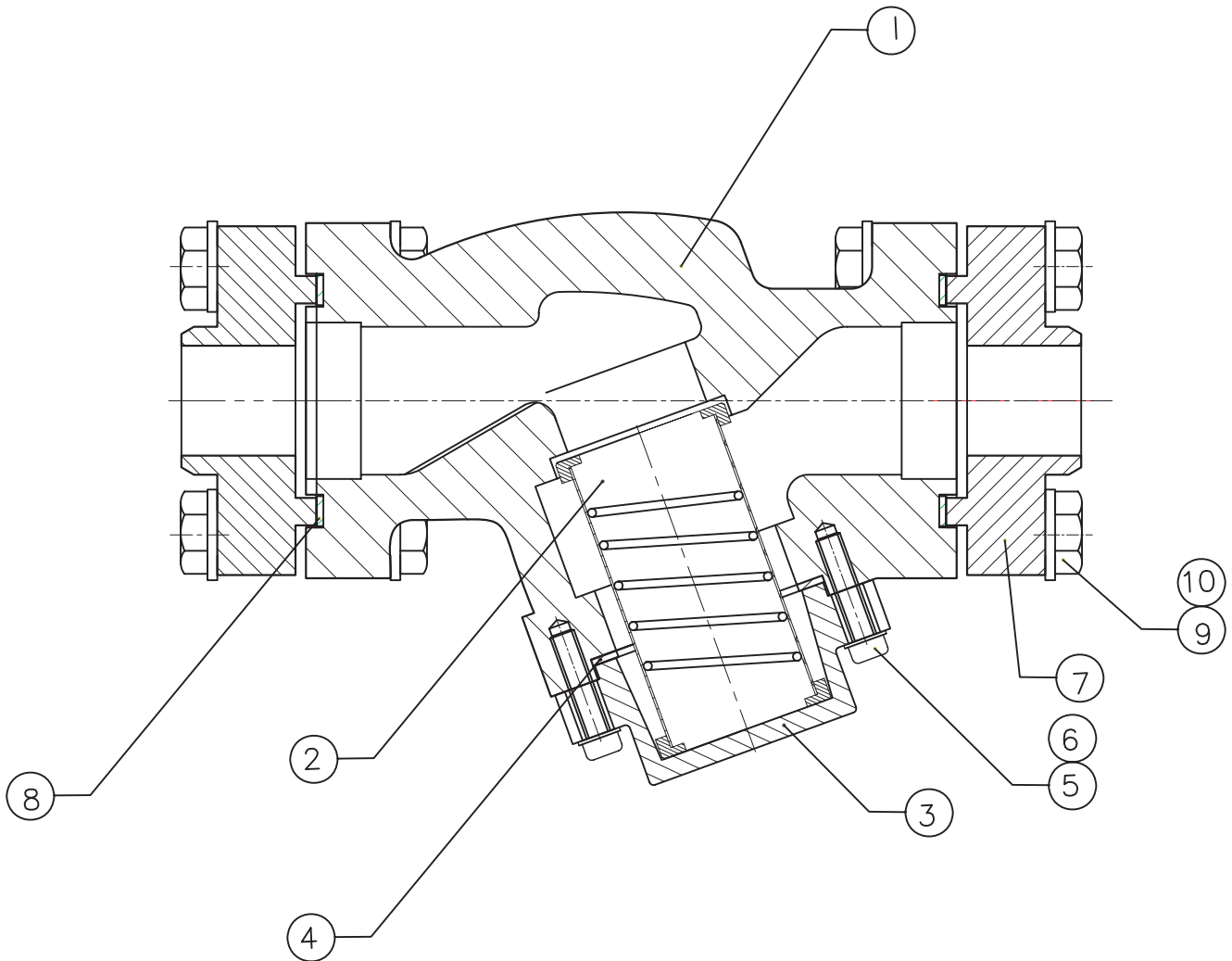


ITEM NO.	DESCRIPTION	PART NO.		QTY.
		STA5	STA17	
1	STRAINER BODY	710101C8	710201C8	01
2	SCREEN	710157S13	710257S13	01
3	BONNET	710102S7	710202S7	01
4	GESKET	7101113238R2	7102113238R2	01
5	HEX. BOLT M6X1,L20 Gr.8.8	HSM6,L20S9	HSM6,L20S9	04
6	SPRING WASHER	SWB6S9	SWB6S9	04



SUPERFREEZE

STRAINER VALVES TYPE-STA



ITEM NO	DESCRIPTION	PART NO.	QTY.
1	STRAINER BODY	710401C8	01
2	SCREEN	710457S11	01
3	BONNET	710402C2	01
4	GESKET	7104114560R2	01
5	HEX.SOCKET HEAD SCREW M6X15	HSM6,L25S9	04
6	SPRING WASHER B6.2	SWB6S9	04
7	FLANGE	710418S15	02
8	GASKET	7104114658R4	02
9	HEX BOLT MM12X40	SWB6S9	08
10	SPRING WASHER	SWB12S9	08

SERVICE AND MAINTENANCE

Before opening strainer or any other component be sure it is isolated from the system and all refrigerant is removed (pumped out to zero pressure).

* Strainer are supplied with out companion flanges. Companion flange, bolts and gaskets can be supplied when ordered.